

Antique Impressions

The Antique Impressions collection of handcrafted hardwood products is the ideal solution for those that want something distinctive to express their own unique style. Every piece in our family

of products has been crafted by skillful artisans who value the natural elegance of red Alder, the beautiful Alder, the beautiful West Coast hardwood used exclusively in in our collection.



Archtop



Plank



French




- Rustic elegance.
- Timeless beauty.
- Handcrafted character.

Antique impressions interior doors are a solid stile and rail construction made from Knotty Alder to provide a beautiful door that will last for generations. Alder is used not only because of the wood's superior dimensional stability, but also because of its wonderfully textured grain pattern giving rise to a rustic elegance that is impossible to match using any other type of wood.

Doors are stained and prefinished to match either the Country or Rustique colours.

www.creativehome.com

SOLID WOOD DOORS



SIZE	PRODUCT CODE	PRODUCT CODE	PRODUCT CODE	PRODUCT CODE
	6 PANEL SLAB KNOTTY	6 PANEL BI-FOLD KNOTTY PINE*	F/J FRENCH BEVEL GLASS BRASS MULLION PINE*	F/J FRENCH BEVEL GLASS WOOD MULLION
1'0" X 6'8"	S/O	S/O	N/A	N/A
1'2" X 6'8"	DOOR00305	S/O	N/A	N/A
1'4" X 6'8"	S/O	S/O	N/A	N/A
1'6" X 6'8"	DOOR00310	S/O	N/A	N/A
1'8" X 6'8"	S/O	S/O	N/A	N/A
1'10" X 6'8"	S/O	S/O	N/A	N/A
2'0" X 6'8"	DOOR00315	S/O	DOOR00395	S/O
2'2" X 6'8"	DOOR00320	S/O	S/O	S/O
2'4" X 6'8"	DOOR00325	S/O	S/O	S/O
2'6" X 6'8"	DOOR00330	S/O	DOOR00400	S/O
2'8" X 6'8"	DOOR00335	S/O	DOOR00410	S/O
2'10" X 6'8"	DOOR00337	S/O	S/O	S/O
3'0" X 6'8"	DOOR00340	S/O	DOOR00415	S/O


N/A = Not Available
S/O = Special Order

*WE STOCK 6 PANEL KNOTTY PINE DOORS; HOWEVER, WE CAN ALSO ORDER MANY DIFFERENT STYLES AND SPECIES.
*MONAGHAN LUMBER ALSO KEEPS SELECT SIZES IN MAHOGANY SLAB DOORS.
*MONAGHAN LUMBER ALSO STOCKS VARIOUS SIZES IN A SOLID KNOTTY PINE VENEER 6 PANEL DOOR.

*Monaghan Lumber tries to carry a large inventory, however; we cannot guarantee that all stock will be available at all times.
*Anyone, especially out of town customers, are encouraged to call to make sure stock is available.
*All drawings are as accurate as possible. There may be some minor variations.

SLAB DOORS

1 3/8" Paint Grade Hollow Core



BOSTONIAN textured
CAMDEN textured
PROVINCIAL textured
AVALON textured
STANFORD textured
CAMBRIDGE smooth
CONTINENTAL smooth
SANTA FE smooth
ROCKPORT smooth
ARLINGTON smooth
PRINCETON smooth
ATHERTON smooth

	BOSTONIAN STOCKED	CAMDEN STOCKED	PROVINCIAL	AVALON	STANFORD	CAMBRIDGE	CONTINENTAL	SANTA FE STOCKED	ARLINGTON	ATHERTON	ROCKPORT
SIZE	ITEM PRODUCT CODE	ITEM PRODUCT CODE	ITEM PRODUCT CODE	ITEM PRODUCT CODE	ITEM PRODUCT CODE	ITEM PRODUCT CODE	ITEM PRODUCT CODE	ITEM PRODUCT CODE	ITEM PRODUCT CODE	ITEM PRODUCT CODE	ITEM PRODUCT CODE
1'0" X 6'8"	DOOR00010	DOOR00160	S/O	S/O	S/O	S/O	S/O	S/O	S/O	S/O	S/O
1'2" X 6'8"	DOOR00015	DOOR00162	S/O	S/O	S/O	S/O	S/O	S/O	S/O	S/O	S/O
1'4" X 6'8"	DOOR00020	DOOR00164	S/O	S/O	S/O	S/O	S/O	S/O	S/O	S/O	S/O
1'6" X 6'8"	DOOR00025	DOOR00166	S/O	S/O	S/O	S/O	S/O	S/O	S/O	S/O	S/O
1'8" X 6'8"	DOOR00030	DOOR00168	S/O	S/O	S/O	S/O	S/O	S/O	S/O	S/O	S/O
1' 10" X 6'8"	DOOR00035	DOOR00170	S/O	S/O	S/O	S/O	S/O	S/O	S/O	S/O	S/O
2'0" X 6'8"	DOOR00040	DOOR00172	S/O	S/O	S/O	S/O	S/O	S/O	S/O	S/O	S/O
2'2" X 6'8"	DOOR00045	DOOR00174	S/O	S/O	S/O	S/O	S/O	S/O	S/O	S/O	S/O
2'4" X 6'8"	DOOR00050	DOOR00176	S/O	S/O	S/O	S/O	S/O	S/O	S/O	S/O	S/O
2'6" X 6'8"	DOOR00055	DOOR00178	S/O	S/O	S/O	S/O	S/O	S/O	S/O	S/O	S/O
2'8" X 6'8"	DOOR00060	DOOR00179	S/O	S/O	S/O	S/O	S/O	S/O	S/O	S/O	S/O
2'10" X 6'8"	DOOR00065	DOOR00180	S/O	S/O	S/O	S/O	S/O	S/O	S/O	S/O	S/O
3'0" X 6'8"	DOOR00070	DOOR00182	S/O	S/O	S/O	S/O	S/O	S/O	S/O	S/O	S/O

N/A = Not Available

S/O = Special Order


*Monaghan Lumber tries to carry a large inventory, however; we cannot guarantee that all stock will be available at all times.

*Anyone, especially out of town customers, are encouraged to call to make sure stock is available.

*All drawings are as accurate as possible. There may be some minor variations.

BI-FOLD DOORS

1 3/8" Paint Grade Hollow Core



BOSTONIAN

CAMDEN

PROVINCIAL

AVALON

STANFORD

ROCKPORT

CONTINENTAL

CAMBRIDGE

ATHERTON

ARLINGTON
Smooth

PRINCETON
Smooth

ATHERTON
Smooth

	STOCKING ITEM	STOCKING ITEM	STOCKING ITEM	SPECIAL ORDER	SPECIAL ORDER	SPECIAL ORDER	SPECIAL ORDER	SPECIAL ORDER	SPECIAL ORDER
SIZE	PRODUCT CODE	PRODUCT CODE	PRODUCT CODE	PRODUCT CODE	PRODUCT CODE	PRODUCT CODE	PRODUCT CODE	PRODUCT CODE	PRODUCT CODE
1'0" X 6'8"	N/A	N/A	N/A	N/A	N/A	S/O	S/O	S/O	S/O
1'2" X 6'8"	N/A	N/A	N/A	N/A	N/A	S/O	S/O	S/O	S/O
1'4" X 6'8"	N/A	N/A	N/A	N/A	N/A	S/O	S/O	S/O	S/O
1'6" X 6'8"	S/O	S/O	S/O	S/O	S/O	S/O	S/O	S/O	S/O
1'8" X 6'8"	S/O	S/O	S/O	S/O	S/O	S/O	S/O	S/O	S/O
1'10" X 6'8"	S/O	S/O	S/O	S/O	S/O	S/O	S/O	S/O	S/O
2'0" X 6'8"	DOOR00075	DOOR00184	S/O	S/O	S/O	S/O	S/O	S/O	S/O
2'2" X 6'8"	DOOR00080	S/O	S/O	S/O	S/O	S/O	S/O	S/O	S/O
2'4" X 6'8"	DOOR00085	S/O	S/O	S/O	S/O	S/O	S/O	S/O	S/O
2'6" X 6'8"	DOOR00090	DOOR00186	S/O	S/O	S/O	S/O	S/O	S/O	S/O
2'8" X 6'8"	DOOR00095	DOOR00187	S/O	S/O	S/O	S/O	S/O	S/O	S/O
2'10" X 6'8"	DOOR00100	DOOR00188	S/O	S/O	S/O	S/O	S/O	S/O	S/O
3'0" X 6'8"	DOOR00105	DOOR00189	S/O	S/O	S/O	S/O	S/O	S/O	S/O

N/A = Not Available
S/O = Special Order


*Monaghan Lumber tries to carry a large inventory, however; we cannot guarantee that all stock will be available at all times.

*Anyone, especially out of town customers, are encouraged to call to make sure stock is available.

*All drawings are as accurate as possible. There may be some minor variations.

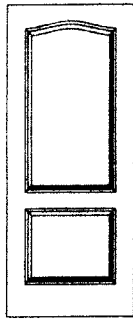
PRE-HUNG DOORS

1 3/8" Paint Grade Hollow Core

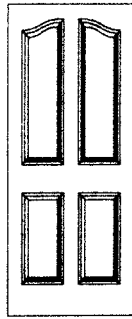


BOSTONIAN
textured

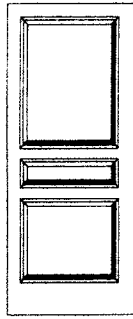
ARLINGTON
smooth




CAMDEN
textured



PROVINCIAL
textured




AVALON
textured

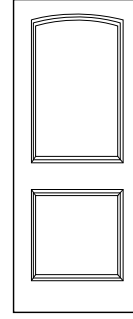


STANFORD
textured

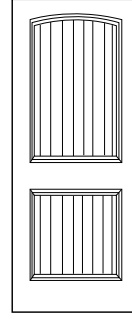
ATHERTON
smooth



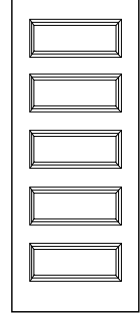
CAMBRIDGE
smooth



CONTINENTAL
smooth



SANTA FE
smooth



ROCKPORT
smooth

BOSTONIAN		ALL OTHER STYLES
SIZE	PRODUCT CODE	
1'0" X 6'8"	N/A	S/O
1'2" X 6'8"	N/A	S/O
1'4" X 6'8"	N/A	S/O
1'6" X 6'8"	DOOR00110	S/O
1'8" X 6'8"	S/O	S/O
1'10" X 6'8"	S/O	S/O
2'0" X 6'8"	DOOR00115	S/O
2'2" X 6'8"	DOOR00120	S/O
2'4" X 6'8"	DOOR00125	S/O
2'6" X 6'8"	DOOR00130	S/O
2'8" X 6'8"	DOOR00135	S/O
2'10" X 6'8"	DOOR00140	S/O
3'0" X 6'8"	DOOR00145	S/O

N/A = Not Available
S/O = Special Order

*Monaghan Lumber tries to carry a large inventory, however; we cannot guarantee that all stock will be available at all times.

*Anyone, especially out of town customers, are encouraged to call to make sure stock is available.

*All drawings are as accurate as possible. There may be some minor variations.

EMTEK ENTRY SETS

Wrought Steel Sets

From the blacksmith's anvil, these handworked designs have a rustic character. Available in three finishes, use any wrought steel knob or lever on the inside. Other styles and finishes available.


Normandy Grip
Satin Steel



San Carlos Grip
Flat Black



Lafayette Grip
Rust



Entryset Inside
Normandy Lever
Satin Steel



Entryset Inside
Jamestown
Knob Rust



Entryset Inside
San Carlos
Lever Flat Black



Entryset Inside
Savannah Knob
Satin Steel



Entryset Inside
Lafayette Lever
Flat Black



Remington Grip
Silver Patina



Entryset Inside
Bronze Egg
Knob Silver
Patina



Remington Grip
Light Bronze



Entryset Inside
Winchester
Knob Light
Bronze



Remington Grip
Dark Bronze



Entryset Inside
Durango Lever
Dark Bronze

SOUTHWEST FORGE ENTRY SETS

Southwest Forge offers one of the broadest hardware product lines in the industry, creating hardware that is both durable and architecturally attractive. Hand-forged from steel, each piece offers Old World Craftsmanship ensuring long life and one-of-a-kind styling for your home.

With an extensive background in electroplating we offer a broad range of finishes. Produced from steel, all parts are protected by copper and/or zinc plating prior to the application of the final finish. Several powder coat finishes are also available. Your design options are vast as you can mix any back plate style with any knob or lever style in any finish.

Find just the right hardware for your project, whether you are building a log home, rustic cottage, an arts and crafts style home or refurbishing a heritage home. The breadth of our product line allows you to decorate and accessorize not just your interior and exterior doors, but your kitchen and bathroom as well.



SOUTHWEST FORGE LTD.

www.southwestforge.com

THE ONLY LIMIT TO OPPORTUNITY
IS THE LIMIT ON IMAGINATION



Harring's exclusive focus is the custom manufacture of architectural wood stile and rail doors. It's who we are and what we do.

Capability to tightly adhere to architectural specs

Every Harring wood stile and rail door is a successful integration of design challenges and construction solutions.

Our specialized processes and construction technique reflect our deep experience across a wide range of species, architectural specifications and performance requirements.

This classic style offers a wide range of architectural interpretations and design choices

Interior Raised Panel Doors

- raised or flat panels
- matching bifolds
- glass substituted for panels
- raised/applied moldings available
- limited lifetime warranty

Capacity to ensure extraordinary fulfillment

Harring's 60,000 sq. ft., state-of-the-art, manufacturing facility was purpose-built to balance the craft of custom work and the efficiencies of high volume production runs. Our client-friendly order, production and service environments, combined with an end-to-end focus on quality, have earned us a reputation for doing things right, and doing the right thing.

General, project-specific and application specific warranties

We say what we will do, in clear, easily understood terms. And we do what we say we will do. Every time. All the time.

Raised panel profile



Flat panel profile



HARRING DOORS
WOOD STILE & RAIL SPECIALISTS